

MGE

Functional module

Service kit instructions



CONTENTS

	Page
1. Dismantling	8
2. Assembly	17

English (GB)

**Warning**

Before starting service work, read the safety instructions supplied with the product.

Always use an antistatic service kit when handling electronic components. This will prevent static electricity from damaging components. See figure below.

Caution

When unprotected, the component must be placed on the antistatic cloth.

Dansk (DK)

**Advarsel**

Læs sikkerhedsanvisningerne der blev leveret med produktet, før du foretager servicearbejde.

Brug altid et antistatisk servicesæt når du håndterer elektroniske komponenter. Dette forhindrer at komponenter beskadiges af statisk elektricitet. Se nedenstående figur.

Caution

Når komponenten er ubeskyttet, skal den placeres på det antistatiske klæde.

Deutsch (DE)

**Warnung**

Vor der Durchführung irgendwelcher Reparaturarbeiten ist die mit dem Produkt mitgelieferte Serviceanleitung sorgfältig durchzulesen.

Bei m Umgang mit elektronischen Bauteilen ist immer ein antistatischer Erdungsreparatursatz zu verwenden. Dadurch wird verhindert, dass die Bauteile durch statische Entladung beschädigt werden. Siehe nachfolgende Abbildung.

Caution

Wird kein entsprechender Schutz getragen, sind die Bauteile auf einem antistatischen Tuch abzulegen.

Ελληνικά (GR)

**Ειδοποίηση**

Πριν ξεκινήσετε εργασίες επισκευής, διαβάστε τις οδηγίες ασφαλείας που συνοδεύουν το προϊόν.

Χρησιμοποιείτε πάντα ένα αντιστατικό service kit όταν διαχειρίζεστε ηλεκτρονικά εξαρτήματα. Έτσι θα αποφύγετε ο στατικός ηλεκτρισμός να καταστρέψει εξαρτήματα.

Caution

Βλέπε εικόνα παρακάτω.

Το εξάρτημα να παραμένει στο προστατευτικό αντιστατικό ύφασμα όταν δεν προστατεύεται.

Español (ES)

**Advertencia**

Antes de comenzar el trabajo, lea las instrucciones de seguridad suministradas con el producto.

Utilice siempre un kit de servicio antiestático cuando maneje componentes electrónicos. Esto evitará que la electricidad estática pueda dañar las piezas. Véase la figura siguiente.

Caution

Cuando esté sin protección, la pieza debe ser colocada sobre el paño antiestático.

Français (FR)

**Avertissement**

Avant toute intervention, consulter les consignes de maintenance fournies avec le produit.

Toujours utiliser un kit de maintenance antistatique lors de la manipulation de composants électroniques. Cela évite que l'électricité statique n'endommage les composants.

Caution

Voir figure ci-dessous.

Lorsqu'il n'est pas protégé, le composant doit être placé sous un tissu antistatique.

Italiano (IT)

**Avviso**

Prima di iniziare i lavori di manutenzione, leggere le istruzioni di sicurezza fornite con il prodotto.

Utilizzare sempre un kit antistatico quando si maneggiano componenti elettronici. Ciò impedirà all'elettricità statica di danneggiare i componenti. Vedi fig. seguente.

Caution

Quando non protetto, il componente deve essere appoggiato sul panno antistatico.

Nederlands (NL)

**Waarschuwing**

Lees de veiligheidsinstructies die bij het product meegeleverd zijn voordat u begint met servicewerkzaamheden.

Gebruik altijd een antistatische serviceset bij het hanteren van elektronische componenten. Dit voorkomt dat statische elektriciteit componenten beschadigt.

Caution

Zie onderstaande afbeelding.

Indien onbeschermd moet het component op de antistatische doek worden gelegd.

Português (PT)

**Aviso**

Antes de iniciar o serviço de manutenção, leia as instruções de segurança fornecidas com o produto.

Utilize sempre um kit de manutenção antiestático quando lidar com componentes electrónicos. Isto irá prevenir que a electricidade estática danifique os componentes.

Caution

Observe a figura abaixo.

Quanto desprotegido, o componente deve ser colocado num pano antiestático.

Русский (RU)

**Предупреждение**

Перед началом работ по сервисному обслуживанию необходимо прочитать сервисное руководство, поставляемое с продуктом.

При работе с электроникой всегда используйте антистатический сервисный комплект. Это поможет предотвратить повреждение компонентов статическим электричеством.

Caution

Смотрите рисунок ниже.

При отсутствии защиты компоненты необходимо размещать на антистатической ткани.

Suomi (FI)

**Varoitus**

Lue tuotteen mukana toimitetut turvallisuusohjeet ennen huoltotöiden aloittamista.

Käytä aina antistaattista huoltosarjaa, kun käsittelet elektronisia komponentteja. Tämä estää staattisen sähkön aiheuttaman komponenttien vaurioitumisen. Katso alla olevaa kuvaa. Suojaamattomana komponentti on asetettava antistaattisen liinan päälle.

Caution



Varning

Läs de säkerhetsanvisningar som medföljer produkten innan servicearbetet inleds.

Caution

Använd alltid antistatsservicesats vid hantering av elektronikkomponenter. Det förhindrar att komponenter skadas av statisk elektricitet. Se figur nedan.

Oskyddade komponenter ska placeras på antistatduk.



TM05 1590 3211

1. Dismantling

DK: Demontering

DE: Demontage

GR: Αποσυναρμολόγηση

ES: Desmontaje

FR: Démontage

IT: Smontaggio

NL: Demontage

PT: Desmontagem

RU: Демонтаж

FI: Purkaminen

SE: Demontering

⊛ TX25 x 4

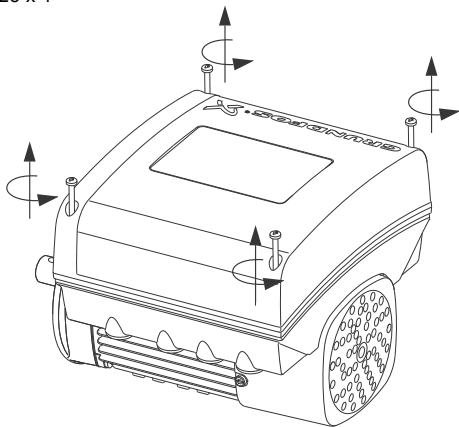


Fig. 1

TM05 5351 3612

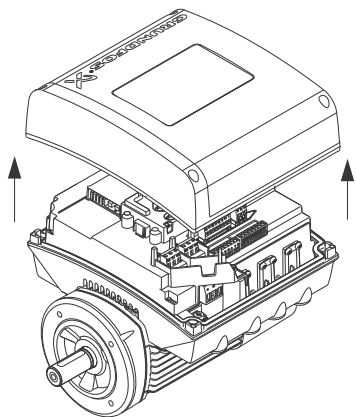


Fig. 2

TM05 6771 5112

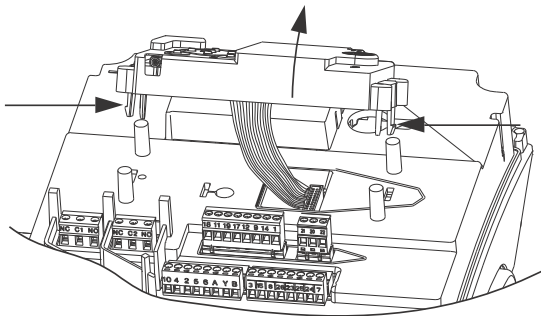


Fig. 3

TM05 6772 5112

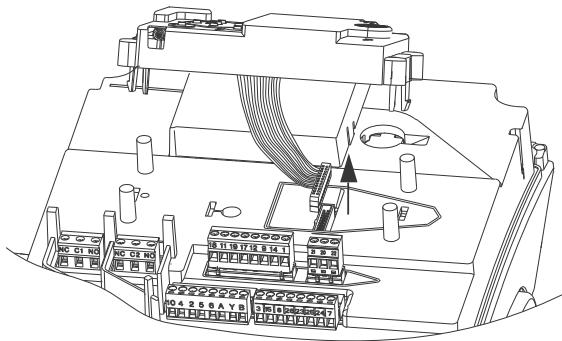


Fig. 4

TM05 6707 5012

Applies only if a CIM
module is fitted!

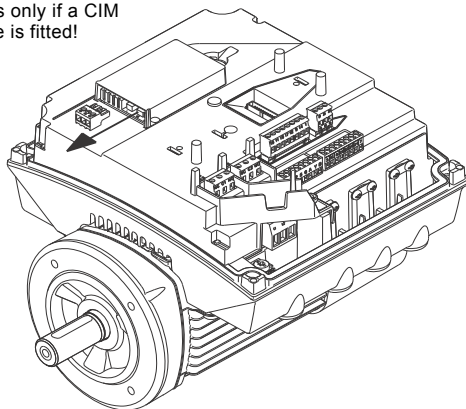


Fig. 5

TM05 6708 5012

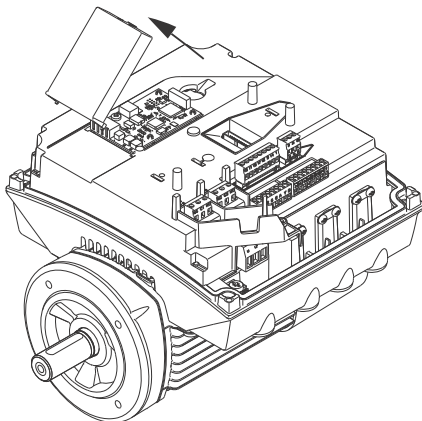


Fig. 6

TM05 6709 5012

Applies only if a CIM module is fitted!

★ TX20 x 1

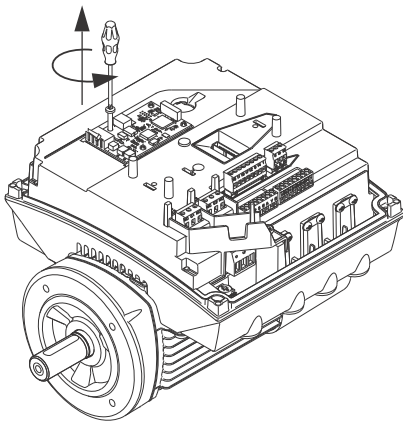


Fig. 7

Applies only if a CIM module is fitted!

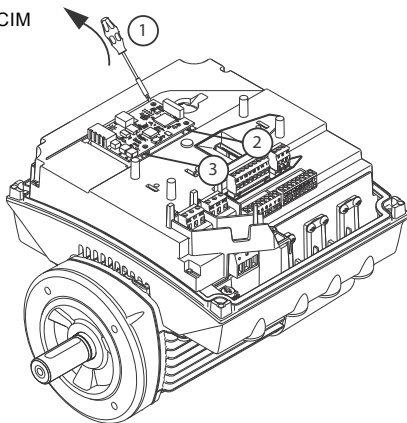


Fig. 8

TM05 6710 5012

TM05 6711 5012

Applies only if a CIM module is fitted!

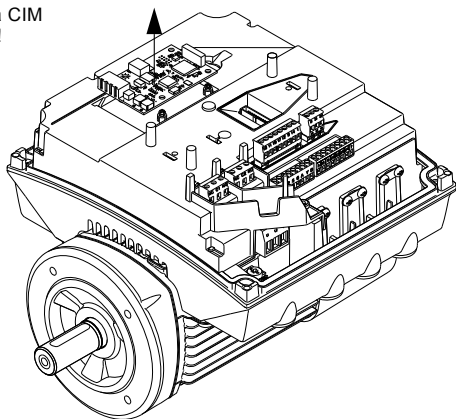


Fig. 9

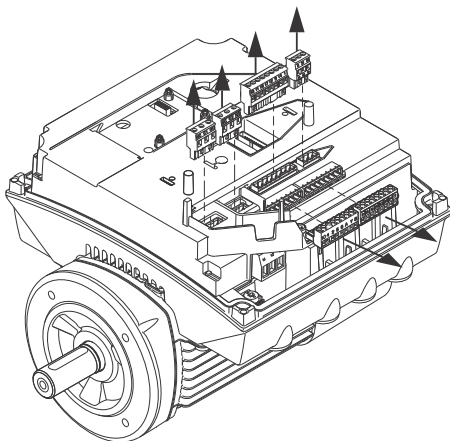


Fig. 10

TM05 6773 5112

TM05 6712 5012

TX20 x 1

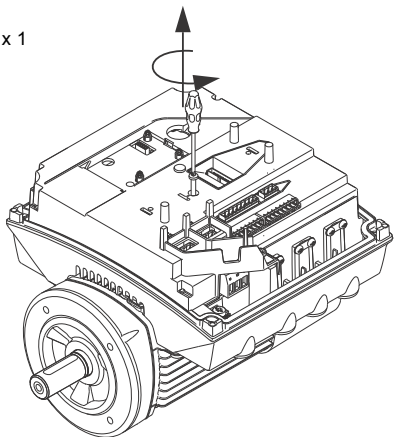


Fig. 11

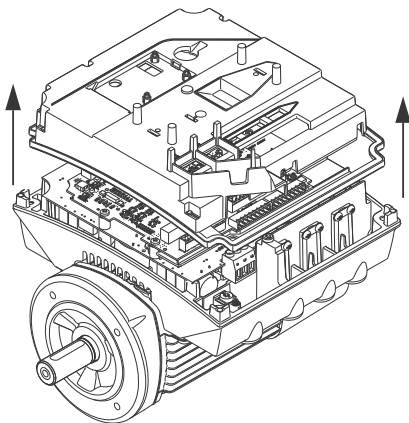


Fig. 12

TM05 6713 5012

TM05 6714 5012

★ TX40 x 1

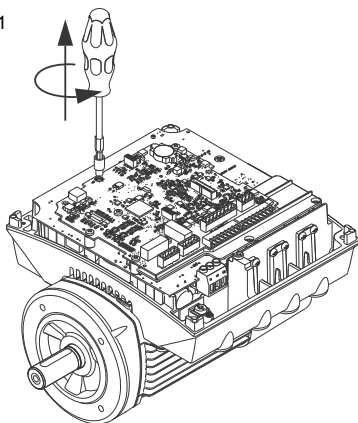


Fig. 13

★ TX20 x 5

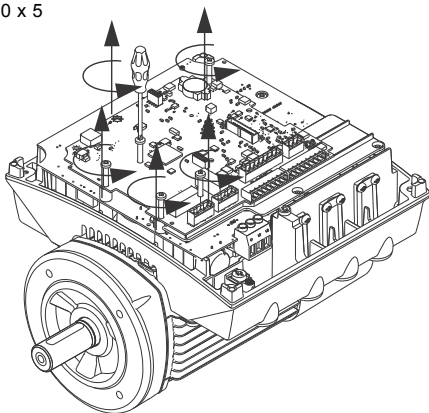


Fig. 14

TM05 6715 5012

TM05 6716 5012

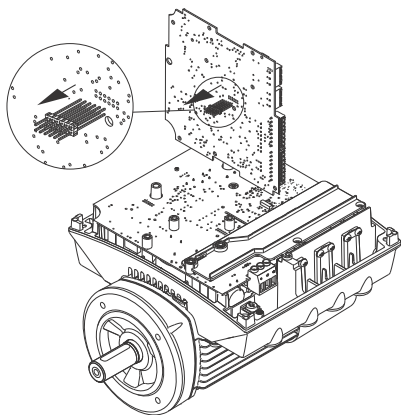


Fig. 15

TM05 6717 5012

2. Assembly

DK: Montering

DE: Montage

GR: Συναρμολόγηση

ES: Montaje

FR: Montage

IT: Montaggio

NL: Montage

PT: Montagem

RU: Подключение

FI: Kokoaminen

SE: Montering

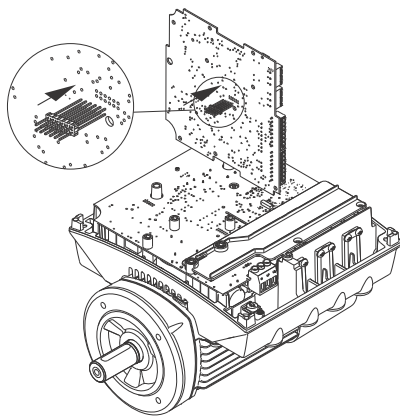


Fig. 1

TM05 6718 5012

★ TX20 x 5

Size	Torque [Nm]
M4	1 - 1.3

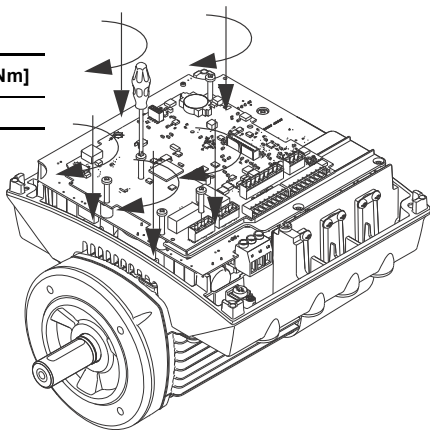


Fig. 2

★ TX40 x 1

Size	Torque [Nm]
M7	2.2 - 2.7

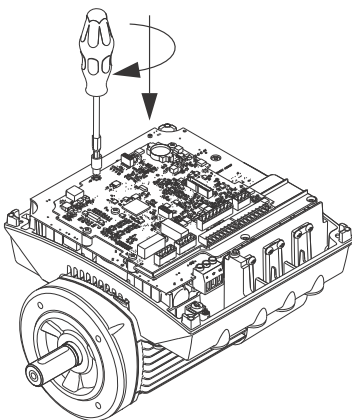
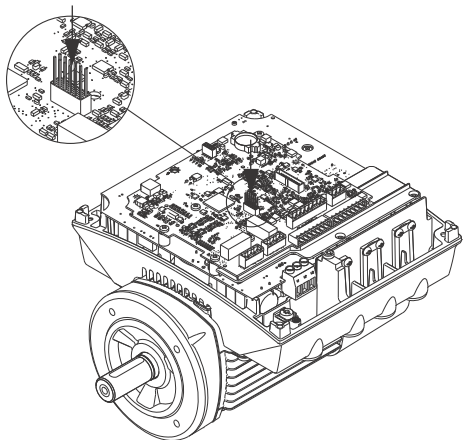


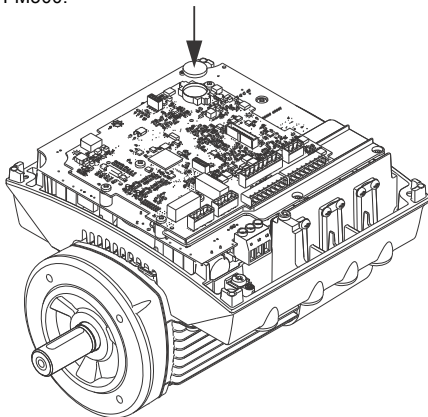
Fig. 3

TM05 6719 5112

TM05 6720 5012

**Fig. 4**

Applies only for FM300!

**Fig. 5**

TM05 6721 5012

TM05 6722 5012

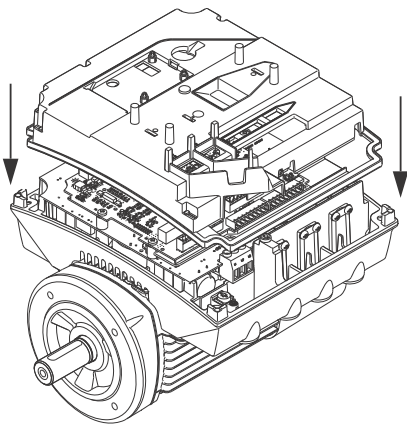


Fig. 6

★ TX20 x 1

Size	Torque [Nm]
M4	1 - 1.3

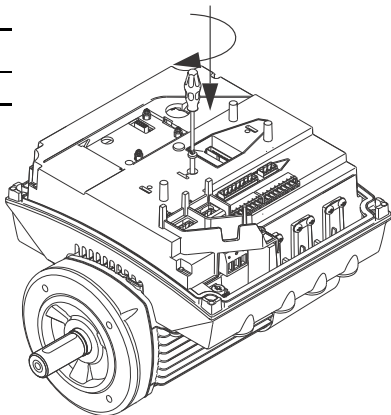
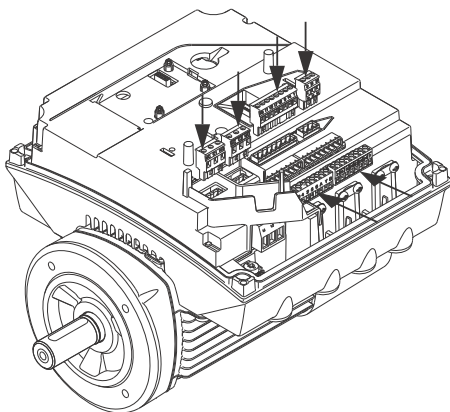


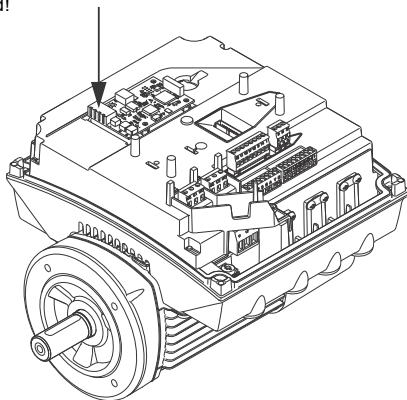
Fig. 7

TM05 6723 5012

TM05 6724 5012

**Fig. 8**

Applies only if a CIM
module is fitted!

**Fig. 9**

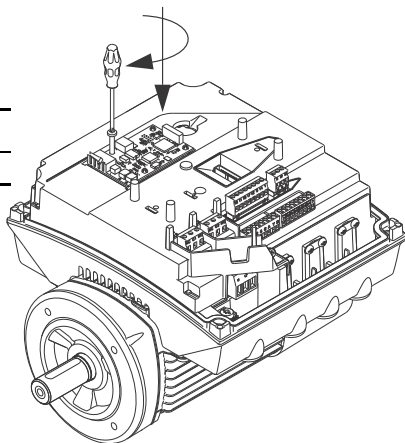
TM05 6725 5012

TM05 6726 5012

Applies only if a CIM module is fitted!

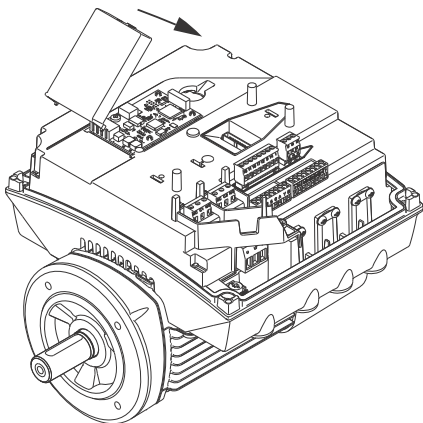
★ TX20 x 1

Size	Torque [Nm]
M4	1 - 1.3



TM05 6727 5012

Fig. 10



TM05 6728 5012

Fig. 11

Applies only if a CIM
module is fitted!

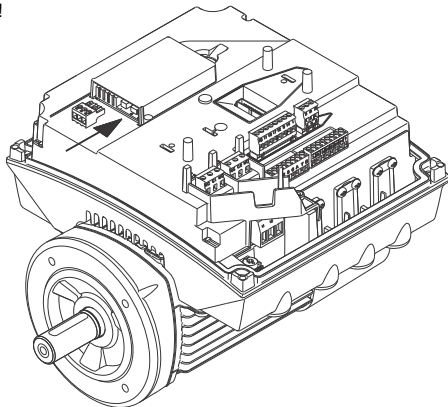


Fig. 12

TM05 6729 5012

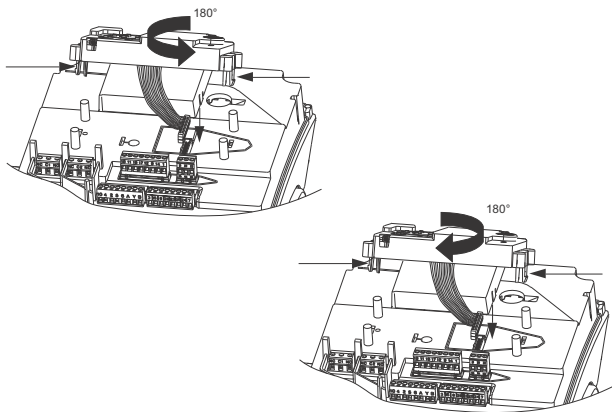


Fig. 13

TM05 6952 0413 - TM05 6952 0413

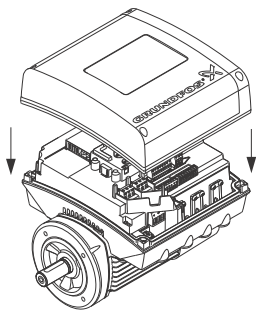
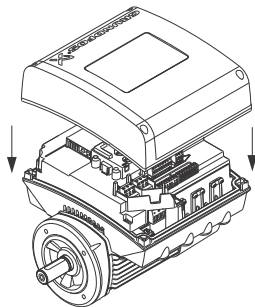


Fig. 14



TM05 7114 0513 - TM05 7113 0513

★ TX25 x 4

Size	Torque [Nm]
M5	5.0

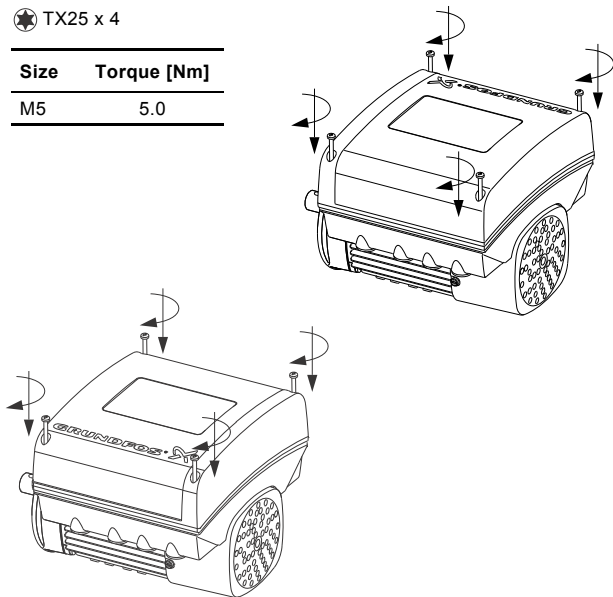
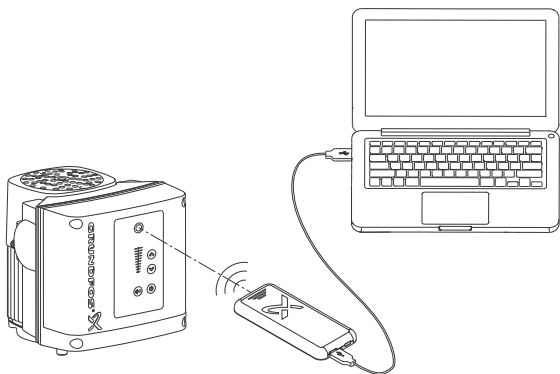


Fig. 15

TM05 5356 3612

Important!

Configuration of the product must be done before start-up.
Configuration must only be done by a Grundfos Service technician.
Contact Grundfos.

**Fig. 16**

TM05 6955 0313

Argentina

Bombas GRUNDFOS de Argentina S.A.
Phone: +54-3327 414 444
Telefax: +54-3327 411 111

Australia

GRUNDFOS Pumps Pty. Ltd.
Phone: +61-8-8461-4611
Telefax: +61-8-8340 0155

Austria

GRUNDFOS Pumpen Vertrieb Ges.m.b.H.
Tel.: +43-6246-883-0
Telefax: +43-6246-883-30

Belgium

N.V. GRUNDFOS Bellux S.A.
Tél.: +32-3-870 7300
Télécopie: +32-3-870 7301

Belarus

Представительство ГРУНДФОС в Минске
Тел.: +7 (375 17) 286 39 72, 286 39 73
Факс: +7 (375-17) 286 39 71

Bosnia/Herzegovina

GRUNDFOS Sarajevo
Phone: +387 33 713 290
Telefax: +387 33 659 079
e-mail: grundfos@bih.net.ba

Brazil

BOMBAS GRUNDFOS DO BRASIL
Phone: +55-11 4393 5533
Telefax: +55-11 4343 5015

Bulgaria

Grundfos Bulgaria EOOD
Tel. +359 2 49 22 200
Fax. +359 2 49 22 201

Canada

GRUNDFOS Canada Inc.
Phone: +1-905 829 9533
Telefax: +1-905 829 9512

China

GRUNDFOS Pumps (Shanghai) Co. Ltd.
Phone: +86-021-612 252 22
Telefax: +86-021-612 253 33

Croatia

GRUNDFOS CROATIA d.o.o.
Phone: +385 1 6595 400
Telefax: +385 1 6595 499

Czech Republic

GRUNDFOS s.r.o.
Phone: +420-585-716 111
Telefax: +420-585-716 299

Denmark

GRUNDFOS DK A/S
Tlf.: +45-87 50 50 50
E-mail: info_GDK@grundfos.com
www.grundfos.com/DK

Estonia

GRUNDFOS Pumps Eesti OÜ
Tel: + 372 606 1690
Fax: + 372 606 1691

Finland

OY GRUNDFOS Pumput AB
Phone: +358-(0)207 889 500
Telefax: +358-(0)207 889 550

France

Pompes GRUNDFOS Distribution S.A.
Tél.: +33-4 74 82 15 15
Télécopie: +33-4 74 94 10 51

Germany

GRUNDFOS GMBH
Tel.: +49-(0) 211 929 69-0
e-mail: infoservice@grundfos.de
Service in Deutschland:
e-mail: kundendienst@grundfos.de

HILGE GmbH & Co. KG
Tel.: +49 6135 75-0
Telefax: +49 6135 1737
e-mail: hilge@hilge.de

Greece

GRUNDFOS Hellas A.E.B.E.
Phone: +0030-210-66 83 400
Telefax: +0030-210-66 46 273

Hong Kong

GRUNDFOS Pumps (Hong Kong) Ltd.
Phone: +852-27861706/27861741
Telefax: +852-27858664

Hungary

GRUNDFOS Hungária Kft.
Phone: +36-23 511 110
Telefax: +36-23 511 111

India

GRUNDFOS Pumps India Private Limited
Phone: +91-44 4596 6800

Indonesia

PT GRUNDFOS Pompa Pura
Phone: +62-21-460 6909
Telefax: +62-21-460 6910/460 6901

Ireland

GRUNDFOS (Ireland) Ltd.
Phone: +353-1-4089 800
Telefax: +353-1-4089 830

Italy

GRUNDFOS Pompe Italia S.r.l.
Tel.: +39-02-95838112
Telefax: +39-02-95309290/9583846
1

Japan

GRUNDFOS Pumps K.K.
Phone: +81-35-448 1391
Telefax: +81-35-448 9619

Korea

GRUNDFOS Pumps Korea Ltd.
Phone: +82-2-5317 600
Telefax: +82-2-5633 725

Latvia

SIA GRUNDFOS Pumps Latvia
Tālr.: + 371 714 9640, 7 149 641
Fakss: + 371 914 9646

Lithuania

GRUNDFOS Pumps UAB
Tel: + 370 52 395 430
Fax: + 370 52 395 431

Malaysia

GRUNDFOS Pumps Sdn. Bhd.
Phone: +60-3-5569 2922
Telefax: +60-3-5569 2866

Mexico

Bombas GRUNDFOS de México S.A. de C.V.
Phone: +52-81-8144 4000
Telefax: +52-81-8144 4010

Netherlands

GRUNDFOS Netherlands
Tel.: +31-88-478 6336
Telefax: +31-88-478 6332 s

New Zealand

GRUNDFOS Pumps NZ Ltd.
Phone: +64-9-415 3240
Telefax: +64-9-415 3250

Norway

GRUNDFOS Pumper A/S
Tlf.: +47-22 90 47 00
Telefax: +47-22 32 21 50

Poland

GRUNDFOS Pompy Sp. z o.o.
Tel: (+48-61) 650 13 00
Fax: (+48-61) 650 13 50

Portugal

Bombas GRUNDFOS Portugal, S.A.
Tel.: +351-21-440 76 00
Telefax: +351-21-440 76 90

Romania

GRUNDFOS Pompe România SRL
Phone: +40 21 200 4100
E-mail: romania@grundfos.ro

Russia

ООО Грундфос
Тел. (+7) 495 737 30 00, 564 88 00
E-mail: grundfos.moscow@grundfos.com

Serbia

GRUNDFOS Predstavništvo Beograd
Phone: +381 11 26 47 877, 11 26 47 496
Telefax: +381 11 26 48 340

Singapore

GRUNDFOS (Singapore) Pte. Ltd.
Phone: +65-6681 9688
Telefax: +65-6681 9689

Slovenia

GRUNDFOS d.o.o.
Phone: +386 1 568 0610
Telefax: +386 1 568 0619

South Africa

GRUNDFOS (PTY) LTD
Phone: (+27) 11 579 4800
Fax: (+27) 11 455 6066
E-mail: lsmart@grundfos.com

Spain

Bombas GRUNDFOS España S.A.
Tel.: +34-91-848 8800
Telefax: +34-91-628 0465

Sweden

GRUNDFOS AB
Tel.: +46(0)771-32 23 00
Telefax: +46(0)31-331 94 60

Switzerland

GRUNDFOS Pumpen AG
Tel.: +41-1-806 8111
Telefax: +41-1-806 8115

Taiwan

GRUNDFOS Pumps (Taiwan) Ltd.
Phone: +886-4-2305 0868
Telefax: +886-4-2305 0878

Thailand

GRUNDFOS (Thailand) Ltd.
Phone: +66-2-725 8999
Telefax: +66-2-725 8998

Turkey

GRUNDFOS POMPA San. ve Tic. Ltd. Sti.
Phone: +90 - 262-679 7979
Telefax: +90 - 262-679 7905
E-mail: satis@grundfos.com

Ukraine

ТОВ ГРУНДФОС УКРАЇНА
Тел.: (+38 044) 390 40 50
Факс.: (+38 044) 390 40 59

United Arab Emirates

GRUNDFOS Gulf Distribution
Phone: +971-4- 8815 166
Telefax: +971-4-8815 136

United Kingdom

GRUNDFOS Pumps Ltd.
Phone: +44-1525-850000
Telefax: +44-1525-850011

U.S.A.

GRUNDFOS Pumps Corporation
Phone: +1-913-227-3400
Telefax: +1-913-227-3500

Uzbekistan

Представительство ГРУНДФОС в Ташкенте
Телефон: (3712) 55-68-15
Факс: (3712) 53-36-35

Addresses revised
11.02.2013

98334784 0213
ECM: 1106056

The name Grundfos, the Grundfos logo, and the payoff Be-Think-Innovate are registered trademarks owned by Grundfos Management A/S or Grundfos A/S, Denmark. All rights reserved worldwide.
